

UNLOADING EQUIPMENT

QUICK AND EFFORTLESS



Prefer a digital version?

Scan the QR code with the camera on your smartphone to view this brochure



SWEEPWAY®

Sweepway® Unloading Capacities*

	8"	10"
Gravity Unload		
Horizontal	2600 bph	4500 bph
Vertical 8"-8" or 10"-10"	2500 bph	3750 bph
Vertical 8"-10" or 10"-12"	2700 bph	4400 bph
Incline	2600 bph	4500 bph
With Sweep Auger	2500 bph	3200 bph

THE SWEEPWAY® IS THE ULTIMATE BIN UNLOADING SYSTEM.


The Sweepway® saves time and labor. There's no need to enter the bin; the Sweepway® moves into the grain, removing it without the need for back-breaking scooping.

- An independent intermediate sump is standard on 8" and 10" Sweepways®. The independent intermediate sump can be used to unload bin without stressing sidewalls if center sump becomes blocked.



Reduction Drive Wheel

- Polyurethane or rubber reduction drive wheel
- Galvanized Backboard
- The Sweepway® Power Sweep is equipped with a galvanized backboard that keeps the sweep close to the floor as it propels itself around the bin. The tall galvanized backboard prevents grain flow over the top.




Augers are dangerous. Individuals should never enter a grain bin while the bin is being loaded or unloaded. Follow all applicable safety regulations.



HIGH CAPACITY UNLOADING

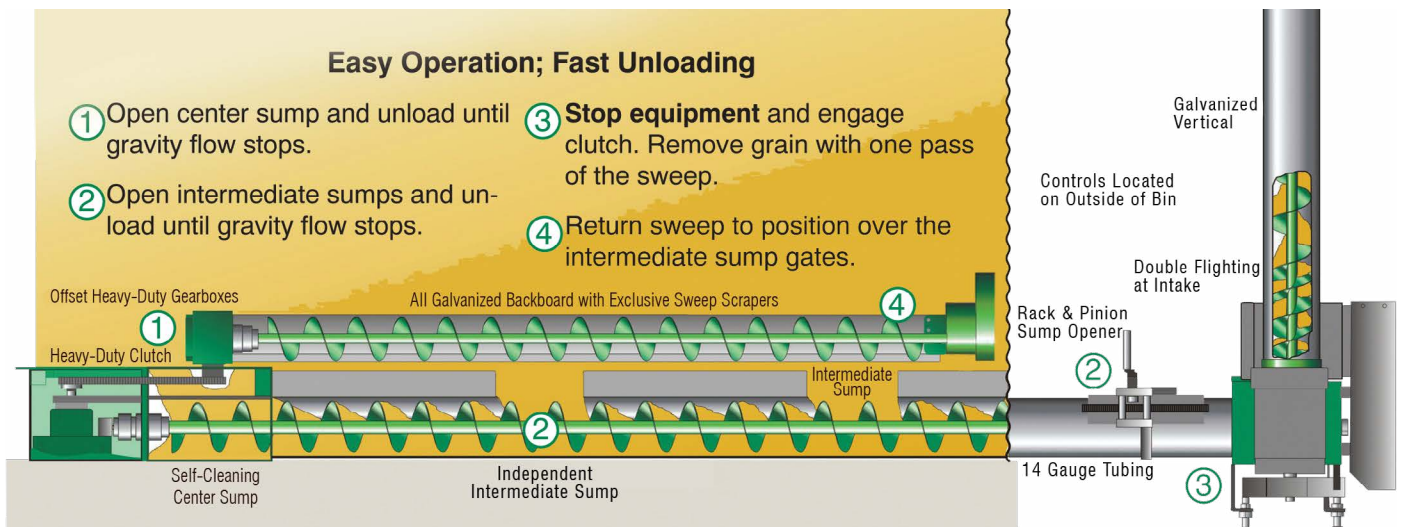
- Sukup manufactures and assembles the gearbox and center sump to ensure top quality.
- Upper and lower gearboxes are offset to provide a larger opening for grain to flow.
- Unload flighting extends past bin center to maximize capacity.
- Heavy-duty external clutch enables the unload auger to operate without the power sweep, so you can unload with gravity before engaging the power sweep.
- Sealed roller bearings (standard equipment) make it easier for center slide gate to move under pressure from even high grain depths. 8" and 10" intermediate sumps also have sealed roller bearings.



Shields removed to show detail. Keep shields in place.

System Size	Floor Clearance
8"	13¼"
10"	13¼"

INCREASED UNLOADING CAPACITIES AND TROUBLE-FREE OPERATION WITH THE SWEEPWAY'S UNIQUE DESIGN.



Patented, Adjustable Scrapers

- A galvanized scraper is attached to the backboard to ensure that the most grain possible is picked up off the floor. The scraper is adjustable to different heights.



The Cluster Buster™


- Uses a cable spinning at high speeds to break up grain clumps around the center sump that block the flow of grain. Standard on all Sweepways® and U-Trough unloads.



Easy Belt Adjustment

The Sweepway® overhead design makes belt adjustments fast and simple.

A hinge on all powerheads allows the belt to be tightened by turning a single $\frac{3}{4}$ " bolt. Removing the hinge also allows the motor to be easily moved to another bin.




Better Serviceability

Why remove the powerhead to service the flighting on your unloading equipment? You don't have to with Sukup powerheads or vertical augers. Sukup's special design allows you to pull the flighting without removing the powerhead, so Sukup units are much easier to service.

In addition, Sukup unload augers attach to the gearbox with a square shaft, rather than bolting to it. This arrangement makes it possible to remove the auger from the gearbox and continue unloading, if necessary. The tapered end makes it easier to connect the shaft to the auger.



SAFER - NO NEED TO ENTER BIN.



All 8" and 10" Sweepway® powerheads are equipped with a rack and pinion sump opener.



Sukup pioneered the sweep stop. This may be swung out from the wall to stop the sweep after one pass around the bin. Flip the sweep stop back and the bin is ready to fill.




Vertical Augers

- Available in 8"-8", 8"-10", 10"-10" or 10"-12" diameters, top or bottom drive, 16' or 20' heights.
- Double flighting at the bottom of the vertical auger picks up grain from the unload tube faster to increase capacity without the necessity of using a larger diameter vertical tube. (Not available in 12")
- Vertical auger turns faster than the horizontal unload auger to move grain up and out more quickly on 8"-8" or 10"-10".
- Special boot design provides unrestricted grain flow from the horizontal unload tube into the vertical.
- The 8"-10" and 10"-10" verticals run at lower speeds to reduce vibration and maintain capacity.


Incline Powerheads

- Available in 8"-10" to 10"-12"
- Removable cover for easy access for maintenance
- Dual U-Joint for longevity
- Rubber vibration dampeners



U-TROUGH POWER SWEEP

Flexible pivot (double chain sprocket) allows the sweep to follow the contour of the floor




10 INCH U-TROUGH UP TO 6,000 BU/HR WITH GRAVITY UNLOAD

- Requires 13 ¼ in. floor clearance
- Long-Life
- Heavy-Duty
- Available with horizontal powerhead and incline

16:1 Reduction Drive Wheel

- Exclusive 16-to-1 polyurethane reduction drive wheel comes standard on all Sukup U-Trough power sweeps. The 16-to-1 drive decreases wheel speed without sacrificing forward movement. With the lower speeds, wheel slippage is reduced and wheel life is prolonged.



CENTER SUMP

- The 1st intermediate sump opens with the center sump. If the center sump gets plugged it allows unloading without stressing the sidewalls.



Center Sump with openings on both sides of the gearbox

EXTERNAL CLUTCH

- The heavy-duty clutch is external from the gearbox and enables the unload auger to operate without the power sweep, so you can unload with gravity before engaging the power sweep. Robust external clutch components are accessible outside of the gearbox. This makes maintenance and repair much easier as well as being a time saver.

RACK AND PINION OPENERS

- The Sukup U-Trough comes with two independent rack and pinion openers. One opener controls the center sump and first intermediate sump. The other opener controls the rest of the intermediate sumps in tandem. These openers use machined gears to provide smooth, hassle-free control of the slide gates.

INTERMEDIATE SUMPS

- Sealed roller bearings (standard equipment) make it easier for center slide gate and intermediate gates to move under pressure of high grain depths. All Sukup U-Trough intermediate sumps are 1½ times larger than the standard Sweepway® sumps.

INCLINE POWERHEADS

- The 20° incline utilizes a 12" diameter auger to help maintain capacity. Fully enclosed shields are used to meet all OSHA requirements. The pivoting motor mount allows for easy belt adjustment and quick removal.



INCLINE

PADDLE SWEEPWAY®

ADAPTABLE TO 8" & 10" SWEEPWAYS, U-TROUGH, POWER SWEEP FOR DRAG CONVEYORS & LOOP SYSTEMS



Features

- Zero-entry option to fully clean out your grain bin

Specifications


- 24'-60' diameter bins
- 81X Chain, 3/8 Rubber Paddles
- 40:1 Reduction Wheel for longevity and traction
- Dodge® Drive Components
- For bins with full floors



Patent Pending



**SCAN HERE
TO WATCH
VIDEO**



Carry-in Conversion Paddle Sweep

- Center sump needs to hold 1,200 lbs.
- Requires 230 volt cord from outside of bin



TUBE & WELL

Can Be Moved From Bin to Bin

- With the Sukup carry-in sweep, you **can easily move the entire unit** from one bin to another.
- The Sukup carry-in sweep includes the drive belt, galvanized backboard with patented sweep scrapers, and direct drive wheel.
- Reduction drive wheel, as shown on the Sweepway™, is an option on all 8" carry-in sweeps up to 40'.
- Reduction drive is standard on 8" carry-in sweeps over 40'.



Sleeve Mount

- 8" Sukup Tube & Well systems are available as mount units..
- Sleeve mount units feature one piece flighting.
- Roller bearings are standard on 10" center sumps. Roller bearings or nylon slide rails optional on 6" and 8" center sumps.



Completely Enclosed Shields
Standard

*Capacities are for Sweepway®
and Tube and Well Systems
during gravity unload.

Center Sumps

- 8" galvanized center sumps are available in full gate or concrete (half-gate) style.
- Full gate style only. Sumps fit under 13 1/4" supports.



Intermediate Sumps

- Intermediate sumps are band-on half gate for 8".
- Optional rollers are available
- Control rods on 8" are telescoping, center pull type.
- The intermediate sump top is separate from the sump for easy installation.

TUBE & WELL SPECIFICATIONS	
CAPACITY* w/horizontal w/vertical	8" 2600 Bu/Hr 2500 Bu/Hr
SLEEVE MOUNT Unload Flighting Shaft & Bearing dia. Flighting Gauge Unload Tube	one piece 1 1/4" 11 14 ga. painted or galvanized
ANGLE RING Unload Flighting Shaft & Bearing dia. Flighting Gauge	used w/stub flighting 1 1/4" 11




Sukup Manufacturing Co. is the world's largest family-owned and operated manufacturer of grain storage, drying, and handling equipment. The company is headquartered in America's heartland – Sheffield, Iowa – and covers over one million square feet of office, manufacturing, and warehouse space.

Sukup® constantly strives to push the boundaries of innovation and quality and currently holds the record for the world's largest grain bin that holds 2.2 million bushels of corn. The company prides itself on their philanthropic efforts in giving back to local, statewide, and international charities including the design and construction of Safe T Home®, a patented structure suitable for recovery efforts.




Take a look at Material Handling

AG SERIES



Triple Run Conveyor

- Multi-functional conveyor for receiving or reclaiming grain.
- Utilizes a low profile design capable of being flood fed.
- Self-cleaning conveying sections (patent pending.)
- Reclaim style will fit under 17" floor and has a Powersweep option.
- Grain conveys in upper chamber on 3/16" AR divider pan.



Bucket Elevator

- Low impact head design for better grain quality.
- Squaring Plates for Efficient Assembly & Increased Strength.
- Welded frames on head & boot sections.
- UHMW seals on all shafts.
- Large head service platform.



Sukup Manufacturing Co. | www.sukup.com

Box 677 1555 255th St. | Sheffield, IA 50475-0677 | ph 641.892.4222
fx 641.892.4629 | info@sukup.com

Distribution Centers

Arcola, IL 61910
980 E. State Rte. 133
ph 217.268.3026
illinois@sukup.com

York, NE 68467
2311 N Division Ave
ph 402.534.1108
nebraska@sukup.com

Cameron, MO 64429
7426 NE 352nd St.
ph 816.649.2226
missouri@sukup.com

Defiance, OH 43512
7724 Rte. 66 N.
ph 419.784.9871
ohio@sukup.com

Jonesboro, AR 72403
204 Best Industrial Dr.
ph 870.932.7547
arkansas@sukup.com